
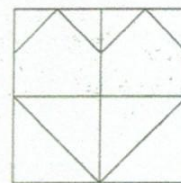





HAPPY VALENTINE'S DAY



FEBRUARY 2025 Block of the Month

FOR	CUT	TOTAL	6in	9in	12in	18in
A	4 □	4 □	2in	2¼in	3½in	5in
B	1 ▢	2 ▢	3¾in	3¾in	7 in	9¾in
C	1 ■	1 ■	3¾in	5in	6½in	9¾in
D	1 ▢	1 ▢	3¾in	5in	7 in	9¾in
E	1 ■	1 ■	3¾in	5in	6½in	9¾in
F	1 ■	1 ▢	3¾in	5in	7 in	9¾in

Assembling the block

1 Add A squares to adjacent corners of the C and E squares using the Stitch and Flip method on page 8.

2 Sew a B triangle to the F and D triangles to make Half-square triangle units. **Square to 6 ½" x 6 ½"**

3 Join the units together in pairs, as shown. Then join the pairs to complete the block.

REDS AND PINKS FOR THE HEART

LIGHT BACKGROUND